

Employment in New York State

WE ARE YOUR DOL



Department
of Labor

RESEARCH AND STATISTICS

At a Glance

New York State had 9,780,100 total nonfarm jobs in July 2019, including 8,280,300 private sector jobs, after seasonal adjustment. The state's seasonally adjusted private sector job count increased by less than 0.1% in June-July 2019, while the nation's job count increased by 0.1% over this period. From July 2018 to July 2019, the number of private sector jobs increased by 1.5% in the state and by 1.7% in the nation (not seasonally adjusted).

In July 2019, New York State's seasonally adjusted unemployment rate was unchanged at 4.0%. The comparable rate for the nation in July 2019 was 3.7%.

New York State's seasonally adjusted labor force participation rate decreased from 61.0% to 60.8% in July 2019.

Change in Nonfarm Jobs

July 2018 - July 2019

(Data not seasonally adjusted, net change in thousands)

	Net	%
Total Nonfarm Jobs	130.8	1.3%
Private Sector	120.5	1.5%
Goods-producing	7.3	0.8%
Nat. res. & mining	0.1	1.7%
Construction	10.1	2.4%
Manufacturing	-2.9	-0.6%
Durable gds.	-3.8	-1.5%
Nondurable gds.	0.9	0.5%
Service-providing	123.5	1.4%
Trade, trans. & util.	17.5	1.1%
Wholesale trade	-1.2	-0.4%
Retail trade	10.7	1.1%
Trans., wrhs. & util.	8.0	2.8%
Information	2.3	0.8%
Financial activities	-0.5	-0.1%
Prof. & bus. svcs.	3.1	0.2%
Educ. & health svcs.	61.2	3.0%
Leisure & hospitality	25.6	2.5%
Other services	4.0	1.0%
Government	10.3	0.7%

New York State is home to 1,800+ museums of all types...

NYS Museums Fill Many Roles: Economic Engine, Community Anchor and Educational Partner

"A visit to a museum is a search for beauty, truth, and meaning in our lives. Go to museums as often as you can."

Maira Kalman, illustrator-writer

"New York State's museums are essential economic engines, community anchors and educational partners."

Erika Sanger, Executive Director, Museum Association of New York

Did you know that New York State is home to more than 1,800 museums? It's a fact! The Empire State ranks #2 in the nation for number of museums, according to the Institute of Museum and Library Services, an independent federal agency. The only state with more museums is California. Further, Albany has the New York State Museum, founded in 1836, the oldest and largest state museum in the country.

Of course, New York is well known for its world-class cultural institutions like the American Museum of Natural History and the Metropolitan Museum of Art. However, there are many others that range from the arcane to the familiar. We have a museum to match just about every interest!

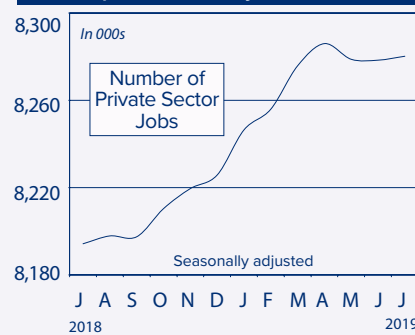
Are you looking to add a little fun to your life? Then try the National Museum of Play in Rochester, which has the world's largest collection of items, such as toys and board games, devoted to the history of play. Or visit the National Comedy Center in Jamestown (Lucille Ball's hometown). It calls itself the first state-of-the-art museum dedicated to the story of comedy.

Sports fans should consider a trip to the International Boxing Hall of Fame in Canastota or the Harness Racing Hall of Fame in Goshen. Lovers of the great outdoors can check out

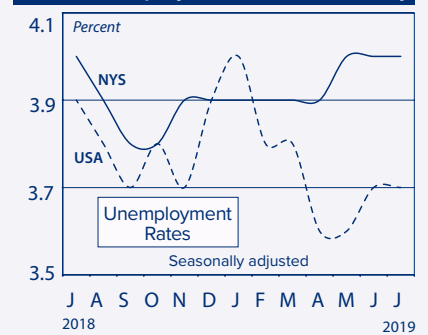
Continued on page 2

In July...

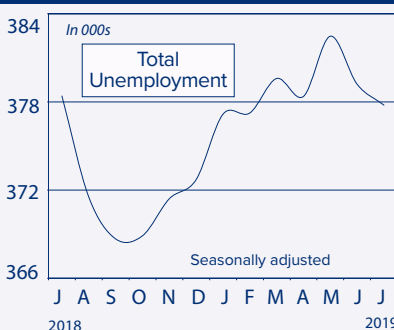
...NYS private sector jobs increased



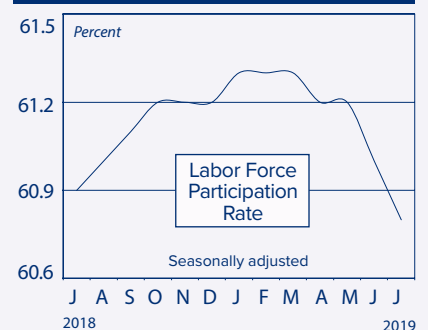
...NYS unemployment rate held steady



...NYS unemployment decreased



...NYS LF participation rate decreased



Focus on New York City

NYC Enjoys Largest and Longest Expansion Since WWII

by Elena Volovelsky, Labor Market Analyst, New York City

New York City's labor market is experiencing its largest and longest expansion since the end of World War II. Between the end of the "Great Recession" (2009) and 2018, the city added 818,300 private sector jobs. In fact, only California, Texas and Florida added more private sector jobs over this period. New York City's private sector job count grew by 26.0% in 2009-18, which was well ahead of the nation's comparable growth rate of 16.4% over the same time frame.

This robust job growth has helped to drive down New York City's jobless rate. Between 2009 and 2018, the city's unemployment rate dropped from 9.3% to 4.1%, its lowest annual rate ever on records dating back to 1976.

Here, we look at three industries – food services and drinking places, administrative and support services, and construction – that have done well in New York City since the end of the last recession.

Growing Sectors

The city's food services and drinking places industry has reached record-high employment levels every year since the end of the recession, with its job count expanding by 57.8% in 2009-18. A key contributor to this growth is New York City's burgeoning travel and tourism sector, which welcomed 65.2 million visitors in 2018. This broke records for the ninth consecutive year, according to NYC & Company, the city's tourism promotion agency. New York City, with a 25.9% market share, remains the #1 city destination for visitors from outside North America to the U.S., according to the U.S. Department of Commerce.

Contributing to job gains in this sector is a growing interest in gourmet "fast food." As a result, local and national chains continue to expand aggressively in the city. One example is Chick-fil-A. Since opening its first NYC location in 2015, the company has expanded to 11 locations citywide and plans to open more locations in the future. Similarly, locally based Shake Shack expanded rapidly in the years after the recession, from a single hot dog cart in Madison Square Park to 25 full-size locations.

Companies in administrative and support services engage in the day-to-day support of operations of other businesses and organizations. Vital to the smooth running of the city economy, employment in this industry is closely tied to the health of the corporate sector and tends to react quickly to changing economic conditions. From 2009 to 2018, the industry's job count expanded by nearly 45%.

One trend that has bolstered job growth in this industry is the outsourcing of HR functions to third-party providers – known as professional employer organizations. One such start-up firm is Justworks, which was founded in 2012. The company recently announced that it is moving from Chelsea to Lower Manhattan, which will substantially expand its footprint. San Francisco-based Gusto, a provider of payroll and benefits software, will create a joint headquarters for the company in New York City, creating 400 jobs. They plan to hire primarily for engineering, product and design roles.

A third industry that has done well since 2009 is construction. The industry's



"The NYC labor market is experiencing its largest and longest expansion since the end of World War II."

employment count increased by more than 30% in 2009-18. Recent growth in this industry has been largely driven by a surge in high-end commercial construction, as well as continued strength in the residential, non-profit, and government segments.

Recently announced plans for a number of new hotels, revitalized manufacturing areas, as well as expansion plans proposed by several large universities, should help this sector grow. Some of the larger projects underway include the multi-year reconstruction of the JFK and LaGuardia airports, development of the Hudson Yards commercial complex on the west side of Midtown Manhattan and the continued revitalization of the Industry City complex in the Sunset Park area of Brooklyn.

Summing Up

Since the end of the last recession, the New York City labor market has staged an impressive recovery and subsequent expansion. It added more than 800,000 private sector jobs between 2009 and 2018. This employment gain is greater than those that occurred in most states over the same time frame. The city's labor market remains poised for continued job growth as a diverse set of industries continue to exhibit strength.

NYS Museums... from page 1

the Catskill Fly Fishing Museum in Livingston Manor or the Antique Boat Museum in Clayton.

For foodies, there is the Jell-O Museum/Gallery in Le Roy, where the original gelatin dessert was invented in 1897. You can have a nibble at the Cuba Cheese Museum in Allegany County, enjoy a sip at the Greyton H. Taylor Wine Museum in Hammondsport or learn about food culture at the Museum of Food and Drink in Brooklyn.

Fans of pop culture will want to drop in to the Bethel Woods Center for the Arts in Sullivan County. It is the site of the 1969 Woodstock Music & Art Fair, which is celebrating its 50th anniversary this year. This year also marks the

80th anniversary of the nationwide release of the iconic musical film *The Wizard of Oz*. So, fans can follow the road to the All Things Oz Museum in Chittenango, where Oz novelist L. Frank Baum was born. Or head to the Museum of the Moving Image in Astoria to learn about the art, technology and social impact of film and television.

Presidential history buffs are also in luck. They can check out the Millard Fillmore House in East Aurora or Martin Van Buren's home, Lindenwald, in Kinderhook. Hardcore history fans might make the pilgrimage to Malone, where Franklin County's House of History Museum is marking 2019 as the

200th anniversary of the birth of arguably its most famous resident, William Almon Wheeler, who served as the 19th vice president of the U.S. from 1877 to 1881.

Museums Fill Many Roles

With so many museums that span so many interests in the state, it's no surprise to learn that they have a significant impact on the state's economy. According to a recent study prepared for the American Alliance of Museums, New York State's museum industry supported almost 62,000 jobs, had a total financial impact of \$5.37 billion, provided \$3.9 billion in income to state residents and generated \$1.39 billion in taxes in 2017.

Unemployment Rates in New York State

Data Not Seasonally Adjusted

	JUL '18	JUL '19		JUL '18	JUL '19		JUL '18	JUL '19
New York State	4.2	4.2	Hudson Valley	3.9	3.8	Finger Lakes	4.1	4.0
Capital	3.6	3.5	Dutchess	3.7	3.6	Genesee	3.5	3.3
Albany	3.7	3.7	Orange	3.9	3.9	Livingston	4.0	4.0
Columbia	3.0	2.9	Putnam	3.7	3.7	Monroe	4.3	4.2
Greene	4.1	4.1	Rockland	3.8	3.7	Ontario	3.4	3.6
Rensselaer	3.8	3.7	Sullivan	3.6	3.3	Orleans	4.7	4.7
Saratoga	3.2	3.2	Ulster	3.8	3.7	Seneca	3.4	3.4
Schenectady	3.9	3.8	Westchester	4.0	3.9	Wayne	3.7	3.7
Warren	3.4	3.5	Mohawk Valley	4.3	4.2	Wyoming	3.6	3.7
Washington	3.4	3.5	Fulton	4.4	4.5	Yates	3.2	3.2
Central New York	4.2	4.1	Herkimer	4.3	4.4	Western New York	4.5	4.3
Cayuga	4.3	4.0	Montgomery	4.6	4.7	Allegany	5.3	5.1
Cortland	4.7	4.4	Oneida	4.2	4.1	Cattaraugus	4.7	4.6
Madison	4.4	4.1	Otsego	4.1	4.0	Chautauqua	4.6	4.3
Onondaga	3.9	3.8	Schoharie	4.3	4.4	Erie	4.3	4.2
Oswego	5.1	5.1	North Country	4.6	4.6	Niagara	4.9	4.6
Southern Tier	4.3	4.2	Clinton	4.3	4.2	Long Island	3.7	3.6
Broome	4.8	4.7	Essex	3.7	3.7	Nassau	3.6	3.5
Chemung	4.5	4.2	Franklin	4.6	4.5	Suffolk	3.9	3.8
Chenango	4.0	4.0	Hamilton	3.4	3.0	New York City	4.4	4.5
Delaware	4.4	4.5	Jefferson	4.6	4.7	Bronx	6.1	6.1
Schuyler	3.9	3.6	Lewis	4.3	4.2	Kings	4.5	4.7
Steuben	4.2	4.0	St. Lawrence	5.6	5.5	New York	3.8	3.9
Tioga	3.9	3.8				Queens	3.8	3.9
Tompkins	3.9	3.9				Richmond	4.6	4.6

NYS Museums... from page 2

Also, museums are an integral part of New York State's overall travel and tourism sector, which welcomed 252.7 million visitors in 2018, according to the latest figures available from the I Love New York program. Last year, visitors to the state generated \$71.8 billion in direct spending and had a total economic impact of \$114.8 billion. The state's museum cluster, which also includes historical sites, zoos, botanical gardens and nature parks, had total regional exports of over \$2 billion in 2018, according to data from Economic Modeling Specialists International.

Beyond their role as economic engines, Erika Sanger, Executive Director of the Museum Association of New York, notes that museums serve as anchors for the community and as educational partners. For many smaller museums, a key aspect of the community anchor role is their service to the local community, since they draw most of their visitors and support from people who live nearby.

Ms. Sanger adds that museums help to provide "authentic experiences" to visitors. Helping to provide these experiences are museum staff, who she describes as "highly-trained professional stewards of our history, our heritage, and our culture whose love for our man-made and natural resources is shared equally with their communities and visitors to our state."

Staying Relevant

An ongoing challenge that many museums face is how to remain relevant today, especially with constant waves of social and cultural change. Museums in New York State take various steps to adapt to their changing environment.

The Tenement Museum on Manhattan's Lower East Side has a national initiative called "Your Story, Our Story." The project focuses on objects that tell personal stories of American immigration and migration. They invite members of the general public to share the story of an object or tradition that carries special meaning for their personal experience related to cultural identity, migration or immigration.

Then there is the unique *GlassBarge* from the Corning Museum of Glass. It is a 30' x 80' canal barge equipped with the museum's all-electric glassmaking equipment. In 2018, the barge traveled north on the Hudson River from Brooklyn, then westward along the Erie Canal before making its way to the Finger Lakes. It stopped at 15 ports along the way. Beyond sharing the story of glassmaking in Corning, the *GlassBarge* tour emphasized the continued role of New York's waterways in shaping the state's industry, culture, and community.

Another path some museums follow to break down barriers and connect with the public is to offer their collections in digital form.

For example, in 2017, the Metropolitan Museum of Art in New York City made all of the public domain images in its collection open to anyone to use without restriction. The announcement underscored the Met's leadership role in getting more museum collections online.

Summary

Museums fill many important roles – including economic engine, anchor for the local community and educational partner – in New York State. With more than 1,800 museums to choose from, there is something for every interest. The museums that will come out on top are those that continue to innovate and focus on the needs of visitors as they work to remain relevant in the 21st century.

by Kevin Jack

Employment in New York State is published 12 times a year. To request a change of address, write to the address below and provide your old and new addresses.

New York State Department of Labor
Division of Research & Statistics, Pubs. Unit
Building 12, State Office Campus
Albany, NY 12240

Director	Bohdan M. Wynnyk
Deputy Director/Editor	Kevin Jack
Director of Communications	Jill Aurora
Graphic Design	Laura A. Campbell
Editorial Advisor	Jean Genovese



Division of Research and Statistics
Building 12, Harriman State Office Campus
Albany, NY 12240

OFFICIAL BUSINESS

Regional Analysts' Corner

CAPITAL

Kevin Alexander — 518-242-8245

Over the past year, the Capital Region's private sector job count grew by 100 to 450,800 in July 2019. Growth was centered in leisure and hospitality (+1,400), educational and health services (+200), financial activities (+200) and natural resources, mining and construction (+200). Losses were greatest in trade, transportation and utilities (-800) and manufacturing (-600).

CENTRAL NY

Karen Knapik-Scalzo — 315-479-3391

For the 12-month period ending July 2019, private sector jobs in the Syracuse metro area rose by 3,900, or 1.5 percent, to 267,100. Job gains were centered in leisure and hospitality (+1,600), educational and health services (+1,100), professional and business services (+1,000) and natural resources, mining and construction (+400). Employment losses were greatest in financial activities (-300).

FINGER LAKES

Tammy Marino — 585-258-8870

Over the past year, the number of private sector jobs in the Rochester metro area rose by 3,500, or 0.8 percent, to 464,700 in July 2019. Employment growth was centered in educational and health services (+2,700), leisure and hospitality (+2,400) and natural resources, mining and construction (+2,300). Job losses were greatest in professional and business services (-3,900) and manufacturing (-600).

HUDSON VALLEY

John Nelson — 914-997-8798

Over the past year, private sector jobs in the Hudson Valley rose by 9,300, or 1.1 percent, to 826,400 in July 2019. Job gains were largest in educational and health services (+6,200), leisure and hospitality (+4,200), natural resources, mining and construction (+2,100) and other services (+1,900). Losses were greatest in professional and business services (-3,500) and trade, transportation and utilities (-2,500).

LONG ISLAND

Shital Patel — 516-934-8533

The private sector job count on Long Island increased by 12,000, or 1.0 percent, to 1,183,700 for the year ending July 2019. Job growth was greatest in educational and health services (+8,600), natural resources, mining and construction (+8,500) and leisure and hospitality (+3,900). Employment losses were largest in professional and business services (-6,800), financial activities (-1,600) and other services (-1,500).

MOHAWK VALLEY

Brian Acton — 315-793-2282

For the year ending July 2019, the private sector job count in the Mohawk Valley rose by 400, or 0.3 percent, to 150,300. Job growth was centered in educational and health services (+400), leisure and hospitality (+300), other services (+300) and professional and business services (+200). Regional employment losses were greatest in manufacturing (-800).

NEW YORK CITY

Elena Volovelsky — 718-613-3971

For the year ending July 2019, private sector jobs in New York City rose by 83,500, or 2.1 percent, to 4,035,800. Employment gains were greatest in educational and health services (+40,200), professional and business services (+15,400), trade, transportation and utilities (+11,300), leisure and hospitality (+8,300) and other services (+6,600). Losses were greatest in manufacturing (-2,200) and financial activities (-1,600).

NORTH COUNTRY

Anthony Hayden — 518-523-7157

Over the past year, the private sector job count in the North Country rose by 500, or 0.4 percent, to 115,300 in July 2019. Regional job gains were centered in educational and health services (+200), information (+200) and other services (+200). Employment losses were greatest in natural resources, mining and construction (-200).

SOUTHERN TIER

Christian Harris — 607-741-4480

Over the past year, the private sector job count in the Southern Tier rose by 1,700, or 0.7 percent, to 230,200 in July 2019. Job growth was centered in educational and health services (+1,600) and leisure and hospitality (+700). Employment losses were greatest in natural resources, mining and construction (-300) and trade, transportation and utilities (-300).

WESTERN NY

Timothy Glass — 716-851-2742

Private sector jobs in the Buffalo-Niagara Falls metro area rose over the year by 5,000, or 1.0 percent, to 482,800 in July 2019. Employment growth was centered in educational and health services (+3,200), leisure and hospitality (+1,700) and financial activities (+1,400). Losses were largest in manufacturing (-1,100) and professional and business services (-500).

